



MIDDLEFIELD

INVESTMENTS THAT WORK FOR YOU

MARKET COMMENTARY

JUNE 2023

The purpose of these monthly commentaries is to provide investment advisors and their clients with insights into the current thinking of Middlefield's investment professionals regarding the overall market and the major sectors underpinning Middlefield's various fund strategies.

MACRO UPDATE



Dean Orrico
President & CEO



Robert Lauzon
Managing Director & CIO

Despite outstanding performance from a select group of large-cap growth stocks, returns were broadly negative in May. The S&P 500 Index generated a total return of 0.4%, while the equal-weighted S&P 500 returned -3.8%. The top 5 contributors to performance (NVDA, GOOGL, AMZN, MSFT, APPL) added 2.4% to the Index's return while the remaining 495 stocks in the Index detracted 2.0%. The Dow Jones Industrial Average, TSX Composite and FTSE 100 Index, which have more exposure to cyclical and value sectors, generated total returns of -3.2%, -5% and -5%, respectively. May's returns were consistent with the trend witnessed throughout the year of narrow market leadership and growth stocks outperforming value.

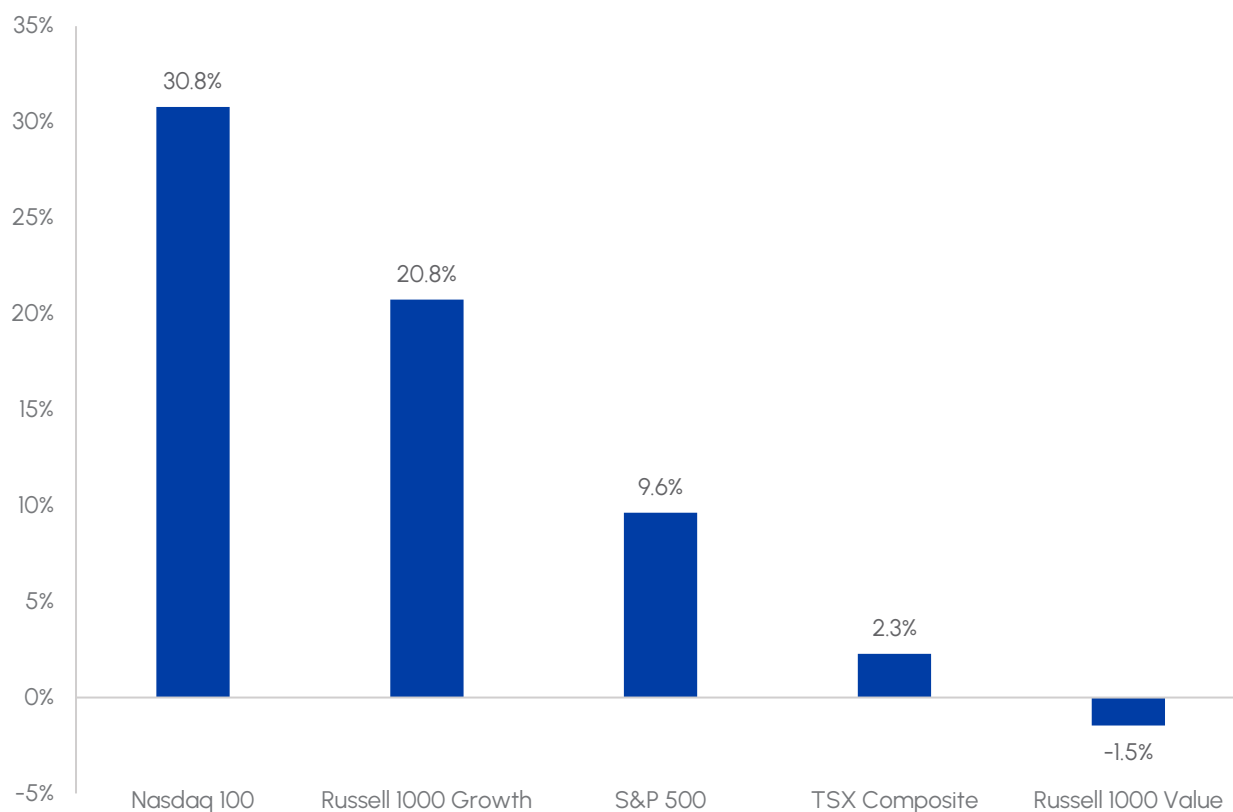
The recent rally in large-cap tech stocks has been staggering. The S&P 500 Information Technology sector generated a total return of 9.5% in May, bringing its year-to-date total return to +34%. While many factors have contributed to the rally, including investors buying large cap tech stocks to achieve benchmark exposure and falling bond yields, the excitement surrounding generative Artificial Intelligence (AI) has likely been the biggest driver of performance. Semiconductors have been in the limelight this year as they are among the biggest beneficiaries of the rise in AI. We believe the hype was justified by Nvidia's blowout revenue guidance for Q2 '23, which was more than 50% above the street and led to one of the biggest ever single day gains in market capitalization. Generative AI is also having an immediate impact in software, with Microsoft (MSFT) continuing to roll out "Copilot" capabilities for Office 365 applications. This functionality – which involves integration of OpenAI technology directly into the applications – is likely to significantly improve productivity for workers while simultaneously allowing MSFT to generate more revenue.

The outperformance that tech and consumer stocks have generated this year has been

impressive but continued positive performance for the S&P 500 is unsustainable unless market breadth improves. While we remain cognizant of lingering market risks, recent economic data have given us reason to believe a catch-up trade from stocks that have lagged is more likely than a catch-down trade in tech stocks. 2023 US Real GDP growth forecasts have steadily increased since the beginning of the year, from 0.3% in January to approximately 1.1% today.

The labour market has been extremely resilient, highlighted by the most recent jobs numbers in Canada and the US which significantly beat expectations and showed unemployment rates are still hovering around all-time lows. Inflation statistics have also continued their downward trend since last fall, which should support consumer spending and confirms we are near the end of the rate hike cycle.

YEAR-TO-DATE TOTAL RETURNS

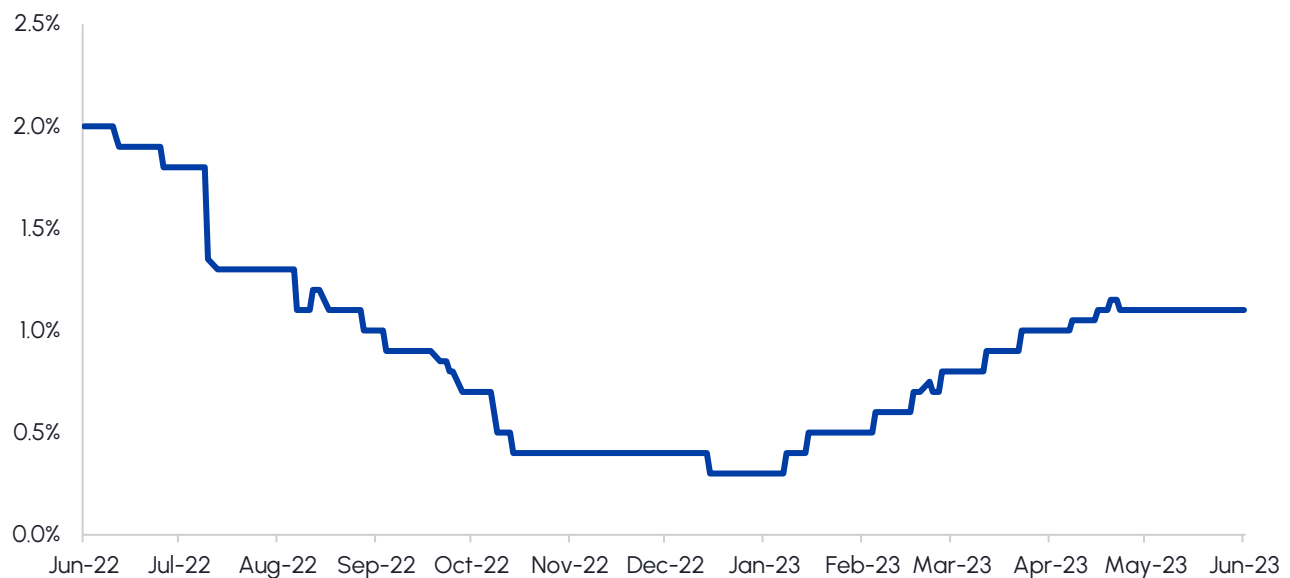


Source: Middlefield, Bloomberg. As at May 31, 2023.

In addition to a stable economic backdrop, the risk of a disruptive debt ceiling crisis has been averted. As we predicted in our last commentary, the Biden Administration and House Speaker Kevin McCarthy were able to strike a deal just days before the June 5th deadline that would have led to the US government being unable to pay its bills. While there are members of each party that have expressed grievances with the agreement, the Republican-controlled House ultimately voted 314-117 to support the deal.

Banking stresses have also abated in recent weeks as regional bank stocks have stabilized and deposit outflows have slowed. These two developments have reduced tail risks and improved investor sentiment.

U.S. REAL GDP GROWTH FORECASTS FOR 2023



Source: Middlefield, Bloomberg. US GDP Forecast Index. As at June 5, 2023.



REAL ESTATE

Middlefield Fund Tickers & Codes: MREL / MID 600 / RS / RA.UN / MSRE.UN



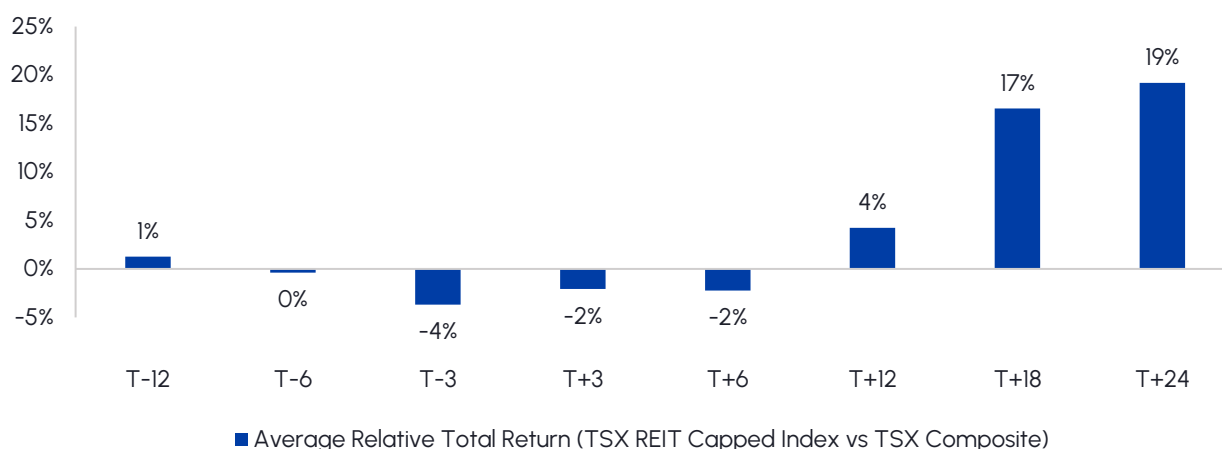
Dean Orrico

President & CEO

Canadian REITs declined 4.6% in May which was in-line with the TSX Composite Index. The sector has returned 2.1% year-to-date but history suggests it may be on the cusp of a sustained breakout. Looking back over the past five Bank of Canada rate hike cycles, REITs typically underperform the TSX leading up to the first rate hike and the six to twelve months thereafter. After twelve months, REITs start to outperform. Performance has historically been especially

strong in the periods 18 months and 24 months after the first hike, where REITs tend to outperform by 15-20% with high frequency. The Bank of Canada announced its first rate hike for the current cycle approximately 15 months ago on March 3rd, 2022. Put differently, we are entering a period following rate hikes when REITs have consistently outperformed the TSX by a significant margin.

RELATIVE PERFORMANCE OF REITS BEFORE AND AFTER BOC RATE HIKES



Source: Middlefield, Bloomberg, Bank of Canada. As at June 5, 2023.

The historical performance, as evidenced in the chart above, is intuitive. As rates initially start going up, investors become concerned about the impact it will have on balance sheets and borrowing costs. Once the dust settles a year after the first hike, REITs are validated as a hedge against higher interest rates due to their ability to grow net operating income and realize higher rents. 2022 was a perfect storm for the commercial real estate sector, highlighted by a broad market downturn, rapidly rising interest rates and structural changes brought on by "work from home" dynamics. While office owners and lenders are facing the biggest market challenges, their negative sentiment is affecting the entire sector. We believe it is important to not paint all REITs with the same brush and are seeing a similar setup to past rate hiking cycles.

Industrial, multi-family, retail and select asset classes in the US such as manufactured housing remain our highest conviction real estate subsectors for investment. Companies in these areas are benefiting from demand that is outstripping supply and should be able to generate above-average growth in net operating income over the next several quarters.



HEALTHCARE

Middlefield Fund Tickers & Codes: MHCD / MID 625 / SIH.UN



Robert Moffat

Portfolio Manager

Healthcare acted as a source of funds for investors chasing the tech rally in May. The S&P 500 healthcare sector declined 4.3% this month, giving back nearly half of the gains it has generated since mid-March. Healthcare's year-to-date underperformance in 2023 is second only to 1999, which was the peak of the tech bubble.

One factor that is likely weighing on the sector is a murky regulatory outlook heading into the fall. The Inflation Reduction Act (IRA) that was passed into US law last year allows drug pricing negotiations between the Centers for Medicare & Medicaid Services (CMS) and drug manufacturers. The initial list of drugs that will be eligible for drug price negotiations in 2026 will be released on September 1st of this year. Our view is that investors may be underestimating the impacts that IRA drug pricing risks could have on sentiment for biopharma stocks in the months ahead. We are tactically underweight biopharma in our healthcare funds and are monitoring companies that have higher exposure to IRA drug pricing risks such as Regeneron, Bristol-Myers and Johnson & Johnson. Despite the impact that IRA

drug pricing could have on sentiment, we remain comfortable with the overall impact it will have on biopharma fundamentals. It is estimated that Medicare represents just 15% of global branded drug sales and there are several levers that drug companies can pull to mitigate the impacts of the IRA, including reconfigured launch strategies and legal challenges. Despite being a portfolio underweight today, biopharma companies have very stable and defensive earnings and will remain a core component of our dividend-paying healthcare funds going forward. We may opportunistically add to certain companies if they become oversold due to political rhetoric.

MedTech represents the biggest overweight exposure in our healthcare funds currently. In addition to the fundamental reasons we like MedTech, including recovering elective procedure volumes, easing supply chain and labour pressures, and less disruption from Covid in the hospital setting, it is also very insulated from the aforementioned IRA price negotiations. MedTech companies typically sell equipment and devices into hospitals and outpatient clinics, which have

very different pricing dynamics than the drug channels. As a result, MedTech companies have not been pushing price increases on to customers for decades, and risks of pricing legislation in MedTech is extremely low.



SUSTAINABLE INFRASTRUCTURE

Middlefield Fund Tickers & Codes: MINF / CLP.UN / MID 265 / MID 510 / ENS / ENS.PR.A



Robert Lauzon

Managing Director & CIO

Enbridge's mainline settlement in early May removed a major impediment to the market getting comfortable with the company's outlook. With that, we think investor focus should now shift to its ability to grow the business, while undertaking a dynamic capital allocation strategy with respect to its annual discretionary cash flow, including buybacks and tuck-in acquisitions. In May, a federal district court hearing took place in Wisconsin to consider a motion requesting an injunction to shut down the Line 5 pipeline amid concerns of spring erosion along the riverbanks of the Bad River. The company has been working towards rerouting the pipeline around the Bad River Band's traditional territory since 2019, although permits from the Department of Natural Resources remain outstanding. Once again, the district court judge declined to order the shutdown, citing significant economic and energy security implications for both Canada and the US.

The clean energy sector is experiencing significant growth, driven by an energy crisis in Europe, the Inflation Reduction Act (IRA) in the US and expanding green energy installations in China. This growth is apparent in the impressive earnings and financial performance of our investments in utilities companies, including National Grid and Centrica. Current government support for clean energy investments underpins our confidence in the sector.

A recent report from the International Energy Agency highlights that global renewable power capacity additions are expected to jump by a third, totaling 440 gigawatts (GW) this year. It marks an increase of 107 GW compared to last year and represents the largest rise in new capacity ever recorded. AES and Nextera Energy, two of our preferred names in the space, are actively scaling up their renewable energy

capacity to meet the surging demand for clean energy resources. AES announced plans to triple its renewables capacity from 15 GW currently to approximately 40 to 45 GW by 2027. Similarly, Nextera charted a path to double its renewables capacity by 2026. Costs to implement clean energy witnessed a slight uptick in 2022 but are anticipated to ease in 2023, further supporting a positive outlook for these names. We expect demand to be the strongest for more mature technologies such as wind and solar, solidifying their position as pillars of low-emission power generation.



TECHNOLOGY & COMMUNICATIONS

Middlefield Fund Tickers & Codes: MINN / SIH.UN / MID 925




Shane Obata

Portfolio Manager

Tech stocks continued to outperform in May. The Nasdaq rose 5.9%, lifting its YTD return to an impressive 24.1%.

While we expect that semiconductors & infrastructure names will be the first to benefit from AI, we are also optimistic about the eventual benefits that should accrue to software companies. Right now, the focus is on generalized generative AI, or AI that can answer a broad range of questions. While this is certainly useful, we think that generative AI will eventually become more specialized. The companies that are best positioned to benefit are those with the best domain-specific data. This would include Salesforce in customer relationship management and customer service, Adobe in design and ServiceNOW in IT management. These companies don't need to build their own AI capabilities, they simply need to apply the right technologies to their own proprietary datasets.

We also remain very positive on cybersecurity stocks. As the world continues to move online, the number of "attack surfaces" (e.g. Networks, applications, servers, etc.) is expected to grow rapidly. In addition, companies are storing more and more critical information and data online. As such, it is reasonable to expect that spending on cybersecurity initiatives will continue to rise. Our top pick in this space remains Palo Alto Networks (PANW). PANW, which was recently added to the S&P 500, provides GARP exposure in what is typically an expensive industry. Moreover, the company is becoming a platform provider of cybersecurity solutions and thus should benefit from vendor consolidation trends over time.



RESOURCES

Middlefield Fund Tickers & Codes: MID 161 / ENS / ENS.PR.A / MID 265



Dennis da Silva

Senior Portfolio Manager

Early in May, the price of gold approached its record high set in August 2020 but lost momentum through the rest of the month, ending its two-month winning streak. Gold was negatively impacted by rising US Treasury yields and a strong dollar as the market became more optimistic that a US debt ceiling deal would be reached while the probability of further rate hikes increased. For the near-term, we are encouraged to see gold's new base forming above the US\$1,900/oz level after being stuck at US\$1,800/oz for the last several years. The TSX Gold sub-industry was down 7.2% in May, underperforming the price of gold which was down 1.4%.

Crude oil market sentiment has deteriorated as the narrative continues to encapsulate recession fears and its effect on demand. We are sanguine about the prospects for oil as we anticipate a soft landing for the economy. Recently OPEC+ reached a comprehensive agreement which included an extension of the voluntary 1.66 million bbls/d production cut from the end of 2023 until the end of 2024. More importantly, Saudi Arabia announced an additional 1 million bbls/d unilateral

production cut starting in July for a month but that can be extended, emphasizing that the country would do "whatever is necessary to bring market stability to the market." We expect it to be supportive for oil prices over the medium-term.

The start of summer tends to be a seasonally soft period for fertilizer markets. That said, we were surprised at the market's irrational sell-off in May when we believe the cycle is bottoming. The indiscriminate decline in fertilizer equities combined with fertilizer commodity prices beginning to find a floor should provide an attractive entry point for the sector in the near-term. We're encouraged by the pace of potash volume movement since the start of Q2, as well as the impact lower prices are having on end buyer sentiment. We believe what we have witnessed over the last couple years has been demand deferral, not destruction. Several regions including Europe have undergone several years of skipped potash application due to war-induced limited availability, record-high prices, and increasingly severe weather conditions including drought.

From a stock perspective, we can't recall seeing investor sentiment this negative in over a decade. Companies have recently lowered guidance to below street estimates, creating an attractive setup for companies to beat and raise in the quarters ahead.

ESG

Environmental, Social and Governance

Middlefield Fund Tickers & Codes: MDIV / MINF / CLP.UN / SIH.UN / MSRE.UN





Stephen Erlichman

Chair, ESG (Environmental, Social and Governance)

One sees the word "greenwashing" in the press on a regular basis. What does the term mean and what are the implications of greenwashing?

According to IOSCO (the International Organization of Securities Commissions), greenwashing is the practice of misrepresenting sustainability-related information, practices or features at any point throughout the investment value chain by any market participant (whether issuers, asset managers, financial advisers, ESG rating agencies or data providers).

In Canada, greenwashing is addressed predominantly under two legal regimes, namely securities laws and competition laws. Under Canadian securities laws, there are general provisions that provide for civil liability as well as regulatory offences for misrepresentations, and those general provisions also can be applicable to ESG misrepresentations. Remedies for ESG misrepresentations can be available not only against an issuer, but also against directors and officers.

The CSA (Canadian Securities Administrators) have identified greenwashing in issuers' required continuous disclosure documents (e.g. prospectuses or annual information forms) as well as in issuers' voluntary disclosure documents (e.g. sustainability or ESG reports).

The CSA have stated that issuers should avoid misleading promotional language and that issuers should ensure that all public disclosures, whether voluntary or required, are factual and balanced.

Greenwashing can occur not only in disclosures by issuers, but also in the investment activity of asset managers as well as in the marketing of investment products. To date, we are not aware of greenwashing cases that have been publicly reported in Canada in the investment management industry, but ESG greenwashing cases have been reported elsewhere in the world, especially in the U.S. (for example, by the SEC against Goldman Sachs Asset Management and against BNY Mellon Investment Adviser) and in Australia (for example, by Australia's securities regulator against Vanguard Investments).



On the competition front, Canada's Competition Bureau is increasingly receiving complaints from environmental advocacy groups raising greenwashing allegations (i.e., alleged false or misleading sustainability-related representations to the public). Under the Competition Act, there are both criminal and civil provisions prohibiting misleading representations and deceptive marketing practices. The focus under the Competition Act is whether a company has made a representation to promote a product that

creates a materially false or misleading general impression for consumers.



In the Competition Bureau's 2021 greenwashing bulletin, the Bureau advises that one must ensure that all statements: are truthful and not misleading; are specific; are substantiated and verifiable; do not result in misinterpretations; do not exaggerate the environmental benefits of the product; and do not imply that the product is endorsed by a third-party organization if it is not.

Greenwashing has become a focus of regulators, as well as private plaintiffs, not only in Canada but in many countries around the world. Hopefully the cases which have been brought by regulators and by private plaintiffs will result in market participants "walking the talk" on their future ESG disclosures so that going forward those disclosures will be clear, factual and verifiable.




Exchange-Traded Funds (ETFs)

Fund Name	Ticker	Strategy
Middlefield Healthcare Dividend ETF	MHCD	Healthcare
Middlefield Innovation Dividend ETF	MINN	Innovation
Middlefield Real Estate Dividend ETF	MREL	Real Estate
 Middlefield Sustainable Global Dividend ETF	MDIV	Sustainable Global
 Middlefield Sustainable Infrastructure Dividend ETF	MINF	Sustainable Infrastructure
Middlefield U.S. Equity Dividend ETF	MUSA	U.S. Dividend

Mutual Funds (FE | F Series)

Fund Name	Fund Codes	Strategy
Canadian Dividend Growers Class	MID 148 149	Canadian Dividend
Global Agriculture Class	MID 161 162	Global Agriculture
 Global Dividend Growers Class	MID 181 182	Global Dividend
 Global Energy Transition Class	MID 265 266	Energy
Healthcare Dividend Fund	MID 325 326	Healthcare
Global Infrastructure Fund	MID 510 501	Global Infrastructure
Real Estate Dividend Class	MID 600 601	Real Estate
Income Plus Class	MID 800 801	Equity Balanced
INDEXPLUS Income Fund	MID 435 436	Canadian Dividend
Innovation Dividend Class	MID 925 926	Innovation
U.S. Equity Dividend Class	MID 710 701	U.S. Dividend

TSX-Listed Closed End Funds

Fund Name	Ticker	Strategy
Global Real Asset Fund	RA.UN	Real Assets
 International Clean Power Dividend Fund	CLP.UN	Sustainable Power
MINT Income Fund	MID.UN	Equity Income
 Sustainable Innovation & Health Dividend Fund	SIH.UN	Innovation & Healthcare
 Sustainable Real Estate Dividend Fund	MSRE.UN	Sustainable Real Estate

TSX-Listed Split Share Corps. (Class A | Preferred)

Fund Name	Ticker	Strategy
E Split Corp. (Class A Shares)	ENS	Energy Infrastructure
E Split Corp. (Preferred Shares)	ENS.PR.A	Energy Infrastructure
Real Estate Split Corp. (Class A Shares)	RS	Real Estate
Real Estate Split Corp. (Preferred Shares)	RS.PR.A	Energy Infrastructure

LSE-Listed Investment Fund

Fund Name	Ticker	Strategy
Middlefield Canadian Income Trust	MCT	Canadian Equity Income

 Sustainable Focus

Disclaimer

This material has been prepared for informational purposes only without regard to any particular user's investment objectives or financial situation. This communication constitutes neither a recommendation to enter into a particular transaction nor a representation that any product described herein is suitable or appropriate for you. Investment decisions should be made with guidance from a qualified professional. The opinions contained in this report are solely those of Middlefield Limited ("ML") and are subject to change without notice. ML makes every effort to ensure that the information has been derived from sources believed to be reliable, but we cannot represent that they are complete or accurate. However, ML assumes no responsibility for any losses or damages, whether direct or indirect which arise from the use of this information. ML is under no obligation to update the information contained herein. This document is not to be construed as a solicitation, recommendation or offer to buy or sell any security, financial product or instrument.

Commissions, trailing commissions, management fees and expenses all may be associated with mutual fund investments. Please read the prospectus before investing. You will usually pay brokerage fees to your dealer if you purchase or sell units/shares of investment funds on the Toronto Stock Exchange or other alternative Canadian trading system (an "Exchange"). If the units/shares are purchased or sold on an Exchange, investors may pay more than the current net asset value when buying and may receive less than the current net asset value when selling them. There are ongoing fees and expenses associated with owning units or shares of an investment fund. An investment fund must prepare disclosure documents that contain key information about the fund. You can find more detailed information about the fund in these documents. Mutual funds and investment funds are not guaranteed, their values change frequently and past performance may not be repeated. Certain statements in this disclosure are forward-looking. Forward-looking statements ("FLS") are statements that are predictive in nature, depend upon or refer to future events or conditions, or that include words such as "may", "will", "should", "could", "expect", "anticipate", "intend", "plan", "believe", or "estimate", or other similar expressions. Statements that look forward in time or include anything other than historical information are subject to risks and uncertainties, and actual results, actions or events could differ materially from those set forth in the FLS. FLS are not guarantees of future performance and are by their nature based on numerous assumptions. Although the FLS contained herein are based upon what Middlefield Funds and the portfolio manager believe to be reasonable assumptions, neither Middlefield Funds nor the portfolio manager can assure that actual results will be consistent with these FLS. The reader is cautioned to consider the FLS carefully and not to place undue reliance on FLS. Unless required by applicable law, it is not undertaken, and specifically disclaimed that there is any intention or obligation to update or revise FLS, whether as a result of new information, future events or otherwise.



MIDDLEFIELD

INVESTMENTS THAT WORK FOR YOU

MARKET COMMENTARY **JUNE 2023**

Middlefield Limited
First Canadian Place
58th Floor
Toronto, Ontario M5X 1A6
+1.416.362.0714
www.middlefield.com